

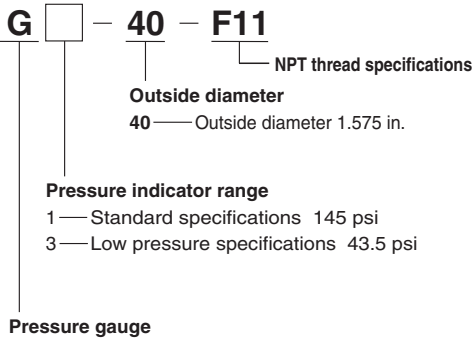
Pressure gauge

G1-40-F11·G3-40-F11

Symbol



Order codes



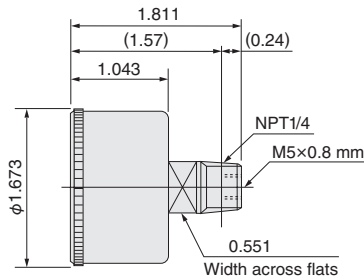
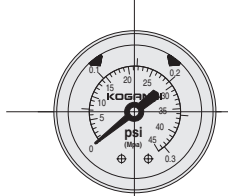
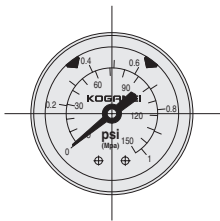
Specifications

Item	Model	G1-40-F11	G3-40-F11
Medium		Air	
Port size		NPT1/4 (M5×0.8)	
Pressure indicator range	psi	0 to 145	0 to 43.5
Accuracy		F.S. ±3%	
Outside diameter	in	1.575	
Maximum operating pressure	psi	134.9	36.3
Operating temperature range (atmosphere and media)	°F	41 to 140 (non-condensation)	
Mass	oz	3.17	
Materials	Case	ABS	
	Connection port thread	Brass	
	Bourdon tube	Brass	

Pressure gauge dimensions in.

●G1-40-F11

●G3-40-F11



Handling instructions and precautions



NOTE The pressure gauge is a precision measuring device. Be careful of impacts and vibrations.

Mounting and piping

During mounting and piping operations, do not grab the pressure gauge body to tighten. For tightening, always use a wrench on the piping connection port's square portion. Use a tightening torque of 2.21 to 3.69 ft·lbf if the pressure gauges are mounted on the pressure port plate with NPT1/4.

Preset marker

You can set the preset marker. Rotate the cover ring to first set the low pressure and then set the high pressure.

